

WorkForce West Virginia Claimant Handbook

March 2026

A GUIDE TO UNEMPLOYMENT BENEFITS



CONTENTS

- ABOUT THIS HANDBOOK 3**
 - PURPOSE OF THE CLAIMANT HANDBOOK..... 3
 - CONTACT INFORMATION.....3
 - LANGUAGE ASSISTANCE.....3
- OVERVIEW OF UNEMPLOYMENT INSURANCE (UI) 4**
 - ABOUT THE UI PROGRAM 4
 - WE ARE HERE TO HELP YOU..... 4
- ELIGIBILITY FOR UI BENEFITS 5**
 - QUALIFYING FOR UI BENEFITS..... 5
 - OPTIONS FOR RECEIVING PAYMENT 6
- AMOUNT OF UI BENEFITS 7**
 - WAITING WEEK..... 7
 - DEDUCTIONS..... 8
- MAINTAINING YOUR ELIGIBILITY 10**
 - SEARCHING FOR WORK 10
 - COMPLETING A WEEKLY CLAIM CERTIFICATION 11
 - REPORTING EARNINGS..... 13
- GETTING YOU BACK TO WORK 14**
 - MANDATORY JOB SEARCH REGISTRATION 14
 - REEMPLOYMENT SERVICES..... 14
 - JOB REFERRALS AND SUITABLE WORK..... 14
 - EMPLOYER REPORTING..... 14
 - WHEN YOU FIND A NEW JOB 15
- UI FRAUD 16**
 - EXAMPLES OF UI FRAUD..... 16
 - PENALTIES FOR UI FRAUD..... 16
 - WHAT WE DO TO STOP UI FRAUD..... 16
- APPEAL RIGHTS 17**
 - HOW TO SUBMIT AN APPEAL..... 17
 - THE APPEAL PROCESS 17
 - REMAINING ELIGIBLE DURING YOUR APPEAL..... 17
- APPENDIX..... 18**
 - APPENDIX A – LEGAL DISCLOSURES 18
 - APPENDIX B - GLOSSARY 19
 - APPENDIX C – SAMPLE WORK SEARCH LOG 21
 - APPENDIX D – WORK SEARCH ACTIVITY CHART..... 22
 - APPENDIX E – SAMPLE WORK SEARCH PLAN..... 23

ABOUT THIS HANDBOOK

PURPOSE OF THE CLAIMANT HANDBOOK

This handbook provides important information about WorkForce West Virginia Unemployment Insurance (UI) [Benefits](#). (See the Glossary in [Appendix B](#) for definitions of all underlined terms). You must read and understand the information in this document. If you do not understand or have questions, contact WorkForce West Virginia for help.

CONTACT INFORMATION

There are many ways to contact us:




Go to our Website

Visit [WorkForce WV](#) for more information.



Call Us

1-800-252-JOBS (5627)
Monday – Friday 8:30am to 5:00pm EST



Visit in Person

To locate the nearest WorkForce WV local office or obtain contact information, visit our [Local Office Locations](#) page.

LANGUAGE ASSISTANCE

Free services are available to assist you if you do not speak English. To request assistance in a language other than English, call 1-800-252-JOBS (5627).

Hai servicios gratis si no puede hablar ingles. Para asistencia en otra idioma por favor llama 1-800-252-JOBS (5627).



OVERVIEW OF UNEMPLOYMENT INSURANCE (UI)

ABOUT THE UI PROGRAM

UI is a program designed to provide temporary income to workers who lost their job through no fault of their own – for example, due to a layoff, plant closure, or lack of available work. Benefits are not available to all workers. For example, workers who were fired from their job for misconduct cannot receive UI benefits.

Funding for the UI Program

Our state UI program is funded through taxes paid by employers. No money is deducted from your paycheck to pay for UI benefits.

WE ARE HERE TO HELP YOU

WorkForce WV is here to assist you through your time of unemployment. To make sure you are paid benefits in a timely manner, help us by:

- Providing accurate and complete information.
- Responding to requests for information right away.
- Completing all requirements to maintain UI eligibility, as outlined in this handbook.
- Keeping your contact information up to date.

Change of Address or Phone Number

If you move or change your phone number, let us know as soon as possible, even if you are not filing for benefits at that time. Failure to notify our agency of your current contact information may result in a delay or denial of benefits. The easiest way to update your address, phone number, or email address is online.

For Fastest Service, Go Online

You may access our website 24 hours a day, 7 days a week. Here, you will find information on the labor market, upcoming job fairs, and resources to help get you back to work.

ELIGIBILITY FOR UI BENEFITS

QUALIFYING FOR UI BENEFITS

Our agency will review your [claim](#) to determine if you qualify for benefits. We look at these three criteria:



1. How much did you work in the 12 – 18 months before filing a claim?

You must have West Virginia wages and earned sufficient wages in the 12 to 18 months prior to filing a claim. If you did not earn enough wages, you will not be eligible for benefits.



2. Why are you no longer working for your past employer?

The reason you are no longer employed helps determine whether you can receive UI benefits. Below are some examples of [separation](#) reasons that may qualify or disqualify you from receiving benefits.

You may receive benefits if you:	You may <u>not</u> receive benefits if you:
✓ Were laid off or your hours were reduced because your employer did not have enough work for you	✗ Left your job for personal reasons unrelated to work
✓ Left your last job and can show it was for good cause related to the job (such as unsafe working conditions)	✗ Were fired for misconduct
✓ You were discharged from your job for reasons that are not considered willful misconduct	✗ Are not legally authorized to work in the United States
	✗ Are self-employed full-time

WorkForce West Virginia may contact you and/or your employer to discuss the reason for your separation from work. If you or your employer disagree on the reason for your unemployment you will be given a chance to explain your side of the story via phone call. If benefits are denied, you will receive a written determination, which you can appeal.



3. Are you able to work full-time and available for full-time work?

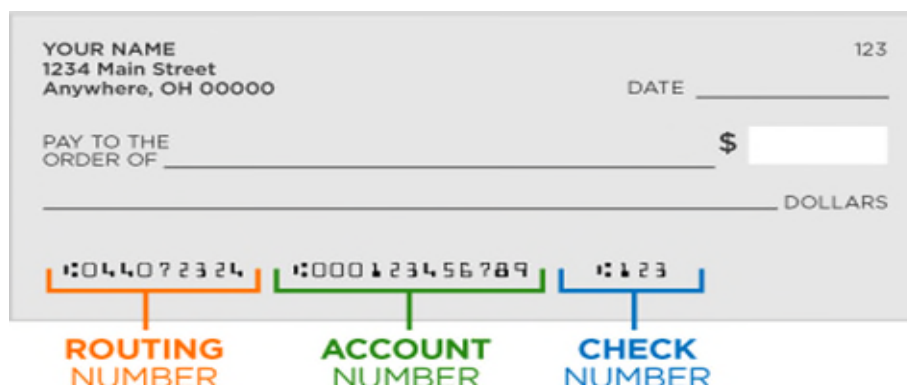
To qualify for UI benefits you must be:

- Actively looking for full-time work.
- Mentally and physically able to work full-time.
- Legally authorized to work in the United States.
- Available to accept full-time work (for example, you do not have personal responsibilities that would prevent you from working full-time).

OPTIONS FOR RECEIVING PAYMENT

If you are eligible for UI benefits, you may receive your payment:

- Through **direct deposit** – this option puts money directly into your checking account.
 - To receive your payments faster, enrolling in direct deposit is recommended.
 - If you decide you would prefer to receive your payments on a debit card, you may switch from direct deposit to debit card once during your claim year.
 - It is your responsibility to provide valid banking information. Failure to enter valid banking information may result in delayed or missing benefit payments. Missing benefit payments that are not returned to WorkForce WV from your financial institution cannot be reissued to you. Failure to provide valid banking information may result in the loss of those benefit payments.



- On a **debit card** – this option provides you with a debit card from WorkForce WV's chosen debit card provider. You can make purchases, get cash, and pay bills everywhere debit is accepted.
 - If you select debit card as your method of payment, you will not have the ability to change to direct deposit until your claim year has expired.
 - If your claim has a potentially disqualifying issue, you will not receive a debit card until you have been found eligible for unemployment benefits. If you are awarded benefits, your first payment may be made via check.



AMOUNT OF UI BENEFITS

After you file a claim for UI benefits, you will receive a [Monetary Determination](#) in the mail. The Monetary Determination explains:

- The amount of benefits you are eligible to receive, if approved, and how that amount was calculated.
- The maximum number of full weeks you will be eligible for benefits, which is 26. If you report earnings and collect partial benefits, the number of weeks will be extended – not to exceed 52 weeks.
- Information about how to [Appeal](#) or request a monetary reconsideration if you disagree with the determination.

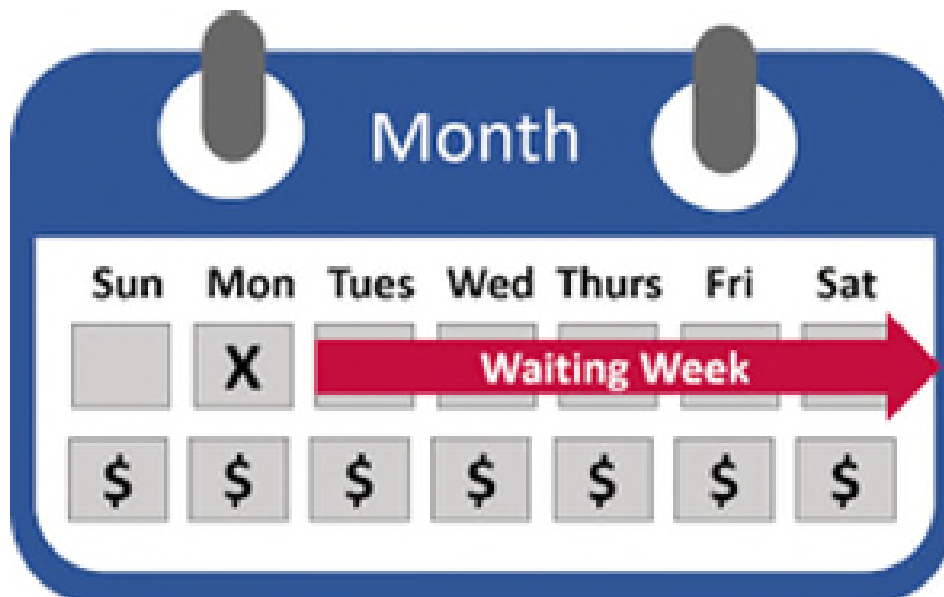
The maximum amount of benefits you can receive per week in the state of West Virginia in 2023 is \$662.00. Review the [Unemployment Compensation Benefit Rate Table](#) for more information.

WAITING WEEK

The first payable week of your claim is considered a [waiting week](#). You must file a weekly certification and meet all eligibility requirements during this week, but you will not be paid. Your payments will start the following week, assuming you are still eligible for benefits and fulfill all requirements.

For example, consider a situation where John lost his job on the first Monday of the month and filed an initial claim for UI benefits on the same day. Even though John submits a certification for the first week of benefits, he will not be paid for this waiting week.

The next week, if John fulfills all eligibility requirements, he will be eligible to receive payment. See the [Maintaining Your UI Eligibility](#) section for more details on the continuing eligibility requirements.



DEDUCTIONS

Your benefits may be reduced under the following circumstances:

Earnings

[West Virginia Unemployment Compensation Law](#) requires you to report all work and earnings, including tips and commissions each week, Sunday through Saturday. You must report all [gross earnings](#), even if you have not yet received payment from your employer. If you are working part-time, you may still be eligible for [partial UI benefits](#). Be sure to report any earnings from part-time work and self-employment. See the [Reporting Earnings](#) section below for more information.

Retirement Income

Retirement income, such as Social Security payments, disability payments, or survivor benefits, may affect your [weekly benefit amount \(WBA\)](#).

You must tell us if you receive or apply to receive payment from your retirement plan.

Receiving a pension can affect the amount of UI benefits for which you are eligible if an employer in your [base period](#) contributed or maintained the pension plan.

Separation Pay

Wages in lieu of notice refers to money that is paid to an employee for a certain amount of time instead of the employee working. For example, if an employee provides a two-week notice to an employer and the employer elects to pay the employee for the two weeks instead of allowing the employee to work, that is considered wages in lieu of notice. This is deductible income and does not affect your WBA.

Severance pay or severance packages are payments made by the employer based on the length of employment the employee had with the company. This is not deductible income and does not affect your WBA.

Be sure to report any separation payments when you file your weekly certification. You may be contacted by WorkForce West Virginia for additional details to help determine if your separation pay is deductible.

Other Earnings

Bonus pay is deductible income and must be reported when you file your weekly claim. This includes incentive pay, attendance bonuses, safety awards, etc.

Vacation pay and holiday pay must be reported on your weekly claim the week in which the holiday or vacation occurs. WorkForce West Virginia will determine if it is deductible when you report it.

Money Owed

Some or all of your unemployment benefits may be reduced if you:

- Owe court-ordered child support.
- Have past due federal or state taxes.

- Previously received unemployment benefits that you were not entitled to, and did not repay the [overpayment](#).

You will be notified if your UI benefits will be applied to any of these types of debts.

Taxes

Your UI benefits are taxable by the federal and state government. You may choose if you want to have federal taxes withheld at the rate of 10% and state taxes withheld at the rate of 3% from your weekly benefit payment or not. If you elect not to have taxes withheld, you will be responsible for the full taxable amount of taxes at the end of the year.

By the end of January each year, WorkForce West Virginia will provide you with IRS Form 1099-G. This form shows the amount of benefits you were paid during the previous year and the amount of federal and state income tax withheld, if you selected that option. Beginning January 31 of each year, you may access your 1099-G [online](#).

Questions about taxes on UI payments should be directed to the [Internal Revenue Service \(IRS\)](#) or your tax professional.



MAINTAINING YOUR ELIGIBILITY

Every week that you claim benefits, you must complete 3 tasks to remain eligible:

1. [Search for work](#)
2. [Complete a weekly claim certification](#)
3. [Report earnings](#) (any money you earned during the claim week)

Failure to complete **any** of these actions can **disqualify** you from future benefits.

SEARCHING FOR WORK

You must actively seek full-time work each week by completing four (4) work search activities. You must also document and retain proof of your four (4) work search activities each week and submit this documentation to WorkForce West Virginia upon request by the agency. See [Appendix C](#) for a sample work search log.

You can upload proof of your work search activities during each weekly certification. This proactive approach allows you to provide your proof immediately, reducing the burden of retaining it and preventing future requests from the agency for this information. Failure to complete the required work search activities or to provide adequate proof may result in the delay or denial of your unemployment benefits for that week. Below is a chart outlining acceptable work search activities and acceptable proof of each work search activity. See [Appendix D](#) for a printable version.

Name of Activity	Acceptable Work Search Activity by Category You must complete four (4) work search activities each week	Acceptable Proof of Activity by Category You must provide proof of four (4) work search activities each week
Registering for Work	<ul style="list-style-type: none"> • Sign up with the MACC by going to: macc.workforcewv.org. • You may also sign up with placement firms, temporary work agencies, or educational institutions with job placement offices. 	<ul style="list-style-type: none"> • MACC: No Proof Required. • External Registration: Confirmation email or registration certificate from a placement firm, temporary work agency, or educational institution's job placement office.
Online Job Search	<ul style="list-style-type: none"> • Log on and search for jobs in the MACC by going to: macc.workforcewv.org. • You may also log on and search for jobs in other online job matching systems. 	<ul style="list-style-type: none"> • MACC: No Proof Required. When you click a job title to view the full job details, the system saves this search for you automatically. • External Searches: Screenshots or printouts showing the date of logging on and searching for jobs on external job matching systems.
Reemployment Services	Use services in job centers (WFWV local offices) or complete similar online/self-service activities such as: <ul style="list-style-type: none"> • Accessing labor market and career information, • Participating in Reemployment Services and Eligibility Assessment activities, • Participating in skills assessments for occupational matching, instructional workshops, or other specialized activities. 	No Proof Required. When you access reemployment services in-person or via the MACC, the activity is recorded for you automatically.
Job Applications and Referrals	<ul style="list-style-type: none"> • Complete job applications in the MACC by going to macc.workforcewv.org. • You may also complete job applications for employers that have, or are reasonably expected to have, job openings. • Follow-through on job referrals directed by WFWV staff. Note: You must apply for referred jobs within one (1) week of receiving the referral and accept employment if offered. 	<ul style="list-style-type: none"> • MACC: No Proof Required. • External Application: Copies of submitted job applications, confirmation emails from employers, or application submission receipts. • External Referrals: Documentation of referrals as directed by WFWV staff.
Employment and Training Services	Apply for or participate in services provided by partner programs in job centers (WFWV local offices).	MACC: No Proof Required. When you apply for or participate in employment and training services in-person or via the MACC, the activity is recorded for you automatically.
Networking Events	Participate in work-related networking events such as job clubs, job fairs, industry association events, or networking groups.	Registration confirmations, event badges, or participation certificates from job fairs, industry association events, or networking groups.
Employer Contacts	Contact or visit employers that have, or are reasonably expected to have, job openings.	Work Search Activity Log with date of contact and employer details; business cards, emails, or letters acknowledging contact or visits.
Civil Service Examinations	Take civil service exams.	Examination registration confirmation, appointment letters, or exam completion certificates or test results.
Job Interviews	Attend in-person, phone, or virtual interviews.	Confirmation emails, interview appointment letters, correspondence confirming the interview, interview feedback forms, or notes from the interview.

Exceptions

The following individuals are exempt from work search activities:

- Those who have been summoned for jury duty
- Those who are in approved vocational training
- Members in good standing of a union hiring hall
- Individuals receiving Low Earnings Reports
- Individuals receiving Short-Time Compensation benefits.

COMPLETING A WEEKLY CLAIM CERTIFICATION

To continue receiving benefit payments, you will need to file a weekly claim certification for each week you are totally or partially unemployed. This tells WorkForce West Virginia staff that you are still jobless and seeking payment for that week. The claim certification includes a series of questions that help determine if you are eligible to continue receiving UI benefits. For example, you will be asked if you:

- Were able to work full-time and available to work full-time.
- Looked for full-time work, along with details about your work search efforts.
- Refused any jobs or offers of work.
- Completed any work, and if so, how much money you earned for that week.

Under penalty of law, you are required to truthfully answer the questions for each week you claim UI benefits.

Weekly Claim

Filing weekly claims is time sensitive. If you are already approved for benefits, are not yet sure if you will be approved, or have been denied but you appealed the denial, you must continue filing a weekly claim for each week you are unemployed and seeking payment. If you are eligible for benefits, you will ultimately receive payments, but only for the weekly claims you filed.

Your weekly claim must be filed during the week, Sunday through Friday, immediately following the week you were unemployed. Weekly claims must be completed by 5:00pm on Friday of each week you are claiming benefits. If you remain totally or partially unemployed, you will continue to file weekly claims every week until you exhaust your benefits.

For example, if you lost your job on Monday the 3rd of the month, you could file an initial claim for UI benefits on the same day or on any other day that week. Then you could submit a weekly claim for your first week of benefits starting on Sunday the 9th. Remember, the first week is an unpaid waiting week. Failure to submit the weekly claim before 5:00pm on Friday the 14th may result in delayed benefit payment or a denial of benefits for that week.

If You Forget to File

If you fail to file your weekly claim at the proper time, the system will not allow you to file. If you want WorkForce WV to consider your eligibility for the weeks you missed, you must report to the nearest [WorkForce WV local office](#) or you may contact us at 1-800-252-JOBS (5627). The missed weeks will be filed through our staff and a determination regarding those weeks may be necessary. You may be denied for late filing if the reason does not fall within allowable provisions of the [West Virginia Unemployment Compensation Law](#).

If you do not want WorkForce WV to consider your eligibility for the missed weeks, you can [reopen your claim](#). Select the first option and then follow the prompts to reopen your claim. The weeks you failed to file for will not be available. Your reopened claim will be effective Sunday during the week you complete the reopen. The following Sunday you can resume filing your weekly claim certifications.

How to File Your Weekly Claim



Online

For fastest service, file weekly claim certifications [online](#).



By Mail

Low Earnings Reports (LER) may be filed by mail. To locate the nearest WorkForce WV local office or obtain contact information, visit our [Local Office Locations](#) page.



In Person

Low Earnings Reports (LER) may be filed in person. To locate the nearest WorkForce WV local office or obtain contact information, visit our [Local Office Locations](#) page.



REPORTING EARNINGS

If you are working while claiming UI benefits, you must report how much money you made. The amount you must report is gross earnings, not your net earnings.

**REPORT WEEKLY DURING THE PAY PERIOD,
NOT WHEN YOU GET THE CHECK**

PAYSLIP				REPORTING PERIOD	PAY DATE	
				10/01/20XX – 10/07/20XX	10/15/20XX	
INCOME	RATE	HOURS	CURRENT PAY	DEDUCTIONS	TOTAL	YTD TOTAL
REGULAR	\$20	30	\$600	STATUTORY DEDUCTIONS		
OVERTIME	\$30	0	\$0	FICA-MEDICARE	\$8.71	\$130.65
BONUS	--	--	--	FICA SOCIAL SECURITY	\$37.70	\$565.5
				FEDERAL TAX	\$40.15	\$602.25
				STATE TAX	\$26.05	\$390.75
YTD GROSS	YTD DEDUCTIONS	YTD NET PAY	GROSS PAY	DEDUCTIONS	NET PAY	
\$9000	\$1689.15	\$7324.95	\$600	\$112.61	\$488.33	

REPORT GROSS PAY EACH WEEK




When to Report Earnings

Earnings must be reported each week when certifying for UI benefits. You must report what you earned for the previous Sunday through Saturday period, even if you have not yet been paid.



What Earnings to Report

Any money earned for work done must be reported. Common income sources include full- or part-time employment, temporary or odd jobs, self-employment, and tips.



Calculating Gross Earnings

Number of Hours Worked during the Week x Rate of Pay = Gross Earnings

For instance, if you worked 30 hours in a week at \$20 per hour, you would report \$600 in gross earnings for the week.

GETTING YOU BACK TO WORK

The WV American Job Centers offer a variety of no-cost programs and services – including job leads and career resources – to help you get back to work faster.

MANDATORY JOB SEARCH REGISTRATION

To receive UI benefits, you must register with job services within **6 weeks** of filing your claim for UI benefits. If you are attached to a union hiring hall or meet other specific criteria, we will notify you of your exemption to register. To ensure you have met this requirement, registration in job services is a mandatory part of filing an online unemployment application. You can visit the state's largest job database [online](#).

REEMPLOYMENT SERVICES

The Reemployment Services and Eligibility Assessment (RESEA) program is designed to identify claimants that may need the most help finding a new job. If you are selected for the RESEA program, **participation is mandatory**. Failure to comply with RESEA may result in the denial of unemployment benefits.

The RESEA interview will provide you with an introduction to the WV American Job Center and our partner services, job search assistance, an understanding of the local labor market, and help with cover letter and resume writing.

Additional Services to Assist You

- **Training Programs** - You may be eligible for training or education programs to help you upgrade your skills or complete a degree program. Visit us [online](#) to learn more about whether you might qualify.
- **Veterans' Assistance** - We have employment assistance programs specifically designed for veterans. If you are a veteran, get started by visiting us [online](#).

JOB REFFERALS AND SUITABLE WORK

WorkForce West Virginia may refer you to suitable job openings. You must apply for referred jobs within one (1) week of receiving the referral and accept employment if offered. Failure to apply for a job when directed by WorkForce West Virginia, or failure to accept a job offer, may result in a disqualification of benefits and a reduction of total benefits available to you.

EMPLOYER REPORTING

Employers who receive referrals from WorkForce West Virginia must report any refusal of job offers by individuals receiving unemployment benefits and must also report those who accept but leave or are dismissed within six (6) weeks of starting employment.

WHEN YOU FIND A NEW JOB

Full-time Work

After you start a new full-time job, you do not need to notify WorkForce West Virginia that you found work. Simply stop submitting weekly claim certifications to request UI benefit payments when you start your new job (even if you will not be paid for a week or more). Should you start the new job in the middle of the week, be sure to report your earnings and how many hours you worked on your weekly claim certification. You may be entitled to a partial unemployment benefit payment.

Part-time Work

If you find part-time work, you may still be eligible for partial UI benefit payments. Be sure to report any earnings from part-time work. See the [Reporting Earnings](#) section for more information.



UI FRAUD

Fraud is a serious crime. Detecting and preventing unemployment insurance fraud is a priority for our agency. Claims are audited regularly to ensure benefits were paid according to state and federal law.

EXAMPLES OF UI FRAUD

Some examples of fraud include:

- Failing to report money earned while collecting benefits.
- Being dishonest about why you are no longer working for a previous employer.
- Saying you are able and available for full-time work when you are ill, traveling, or otherwise unable or unavailable to work full-time.
- Reporting that you looked for work when you did not make valid work search efforts.
- Allowing another person to collect benefits for you.
- Stealing someone's identity to file for unemployment benefits in their name.

To Avoid Committing Fraud

The most important thing is to be honest. If you intentionally make false statements or hide information to gain or maintain UI benefits, you are committing fraud. If you are confused about what you are supposed to do or report, call 1-800-252-JOBS (5627) for clarification. We are here to help!

PENALTIES FOR UI FRAUD

Penalties for fraud can include:

- Repayment of all UI benefits that you were not eligible to receive.
- A 20% penalty on top of the benefits you should not have received.
- Disqualification from receiving future benefits for up to one year.
- Being convicted of a crime in state and/or federal court.

WHAT WE DO TO STOP UI FRAUD

These are just some of the ways we identify people who are committing

- Comparing earnings reported by workers and their employers
- Auditing claims
- Checking state and national databases of recently hired individuals to make sure people are not collecting UI benefits after they start working again
- Verifying job search contacts

Report Suspected Fraud

You can report fraud:

- By email to: reportunemploymentfraud@wv.gov
- Through our toll-free Fraud Hotline at 1-800-252-JOBS (5627), option 5

Tips about possible fraud are pursued by our team of investigators.

APPEAL RIGHTS

If you or your employer disagree with a decision regarding your UI claim, you each have the right to appeal. Appeals must be submitted within **8 days** from the date the determination letter was mailed.

HOW TO SUBMIT AN APPEAL

To submit an appeal, you need to follow the instructions on the appealable determination and submit the appeal to the nearest [WorkForce WV local office](#) by the date indicated on the determination. You may appeal:



In Person

You may file an in person appeal by going to the nearest [WorkForce WV local office](#)



By Mail

You may file an appeal by mail to the address on the determination you are appealing. To locate the nearest WorkForce WV local office or obtain contact information, visit our [Local Office Locations](#) page.



By Fax

You may fax your appeal to the nearest [WorkForce WV local office](#).

THE APPEAL PROCESS

After your appeal is received, you will receive an acknowledgment in the mail. If your appeal is accepted by the Board of Review, you will receive a Notice of Hearing in the mail, or through some other customary method of contacting you. It will inform you of the date and time of your [appeal hearing](#) and instructions on how to participate. **You must participate in your hearing to protect your benefit rights.** An impartial Administrative Law Judge (ALJ) is responsible for the appeal hearing.

The ALJ will issue a written decision that is mailed after the hearing to you and any other interested parties, such as your employer. If you disagree with an ALJ decision, you may appeal that decision. For more information about appeals, visit [Disqualification & Appeals](#).

REMAINING ELIGIBLE DURING YOUR APPEAL

To maintain your UI eligibility, continue to search for work, complete weekly claim certifications, and report any money earned during the claim weeks while your appeal is pending. If the appeal is decided in your favor, you will only be paid for the weeks for which you met these requirements.

APPENDIX

APPENDIX A – LEGAL DISCLOSURES

Equal Opportunity Information

It is against the law for this agency to discriminate against any individual on the basis of race, color, religion, sex, national origin, age, disability, or political affiliation or belief, or against any beneficiary of, applicant to, or participant in programs financially assisted under Title I of the Workforce Innovation and Opportunity Act (WIOA), on the basis of the individual's citizenship status or participation in any WIOA Title I-financially assisted program or activity.

What to Do if You Experience Discrimination

If you think that you have been subjected to discrimination under a WIOA Title I – financially assisted program or activity, you may file a complaint within 180 days from the date of the alleged violation.



To File a Complaint Online

You may file a complaint [online](#)



To File a Complaint by Mail

Send information about your complaint to:
The Director – Civil Rights Center
U.S. Department of Labor
200 Constitution Avenue, NW, Room N-4123
Washington, DC 20210

Accommodations for Individuals with Disabilities

We will make accommodations to allow your participation in all UI programs, activities, and services. To request an accommodation for a disability, contact us by calling 1-800-252-JOBS (5627).

Your Privacy Matters to Us

We follow all state and federal laws that protect your private information. To help connect you with programs designed to get you back to work, we share some of your information with other state agencies, federal agencies, and others we have hired to assist us, but they are not allowed to share it with anyone else. We give them your:

- Contact information.
- Employment and job search history.
- Demographics (such as age or gender).

Your previous employers and other state or local government agencies may release to our agency any information, including your Social Security number, required for the proper administration of your claim. We also use your Social Security number to report the amount of UI benefits you receive to the Internal Revenue Service (IRS) as taxable income.

APPENDIX B - GLOSSARY

This section defines commonly used terms and acronyms.

Appeal – A process for requesting a formal review of a prior UI decision.

Appeal Hearing – A meeting to consider an Unemployment Insurance benefit appeal. Each party (you and the employer, in most cases) can tell an impartial Administrative Law Judge (ALJ) what they believe the relevant facts are related to the issue on appeal. You may have witnesses testify. You may ask questions of the other party. All testimony is given under oath.

Base Period – The window of time used to determine UI benefit eligibility. At the time an initial claim for benefits is filed, wages from the first four of the last five completed calendar quarters are reviewed to determine UI benefit eligibility. Your Weekly Benefit Amount (WBA) is also based on how much you earned during this time.

Benefits – The money given to eligible individuals.

Benefit Week – A seven-day period during which you have an active claim. The benefit week begins on Sunday and ends at midnight the following Saturday.

Benefit Year – Also referred to as a Claim Year, this is the 52 weeks from the Claim Effective Date to the Claim End Date.

Claim – An application for UI benefits.

Claim Effective Date – The Sunday of the week in which your initial claim was filed.

Claim End Date – Also referred to as a Benefit Year End (BYE), this is the last Saturday of a Benefit Year. This falls 52 weeks after the Claim Effective Date.

Financial Eligibility – Having enough wages and weeks of work in your employment history to qualify for UI benefits.

Fraud – Knowingly claiming or accepting UI benefits illegally. Fraud is a crime.

Full-time Work – Working 40 or more hours per week.

Gross Earnings – The amount of money you get for work before taxes and deductions are taken out.

Maximum Benefit Amount (MBA) – The maximum amount of benefits you may receive during a benefit year. This amount is based on the wages earned in the Base Period of a claim multiplied by the number of benefit weeks you are eligible for within a Claim Year. This amount is listed in your Monetary Determination notice.

Misconduct – Careless or deliberate behavior that results in being fired or suspended from your job. Examples include dishonesty related to employment, unexcused absences, or violation of a company policy.

Monetary Determination – A form mailed to you after you file an initial claim for UI benefits. It explains if you are eligible for UI benefits, how much your payment will be each week, the Maximum Benefit Amount (MBA), and other details for that Claim Year. This form lists all employers you worked for during the Base Period and the wages each employer reported each quarter. Be sure to check it for accuracy and notify WorkForce WV of any errors at 1-800-252-JOBS (5627).

Net Earnings – Your take-home pay, after taxes and deductions are taken out.

Overpayment – UI benefits you received, but were not entitled to, under state law.

Partial UI Benefits – The amount of UI benefits you may receive while working reduced hours (less your typical work hours).

Separation – When you or your employer end the working relationship. This can be due to a quit, discharge, leave of absence, suspension, or layoff.

UI – Unemployment Insurance, which is the benefit program for workers who become unemployed through no fault of their own.

Union Attached – An active union member who gets work through a union hiring hall. If you are on the out-of-work list, as verified by your union, you may be eligible for UI benefits by remaining available for work through your union.

Waiting Week – The first payable week of the Benefit Year that you are unemployed

and found eligible for benefits. You will not be paid UI benefits this week.

Weekly Benefit Amount (WBA) – The maximum amount of money you may be eligible to receive for one week. This amount is listed in your Monetary Determination notice.



APPENDIX C- SAMPLE WORK SEARCH LOG

WorkForce West Virginia Work Search Activity Log

You must actively look for full-time work by completing at least four (4) work search activities each week. While you must document these activities and keep proof for your records, WorkForce West Virginia may request this proof at any time. To make this process easier, use this log to track your progress and upload it along with your proof during your weekly certification. This proactive approach allows you to provide your documentation immediately, reducing the burden of retaining it and preventing future requests from the agency for this information. **Failure to complete the required work search activities or to provide adequate proof may result in the delay or denial of your unemployment benefits and the establishment of an overpayment.**

Date: _____		Claimant Name: _____		CID: _____	
Work Search Activity 1	Activity Category	Method of Contact	Employer, Agency, or Event Name & Contact Information	Proof Obtained	
	<input type="checkbox"/> Job Application/Referral <input type="checkbox"/> Online Job Search <input type="checkbox"/> Job Interview <input type="checkbox"/> Networking/Job Fair <input type="checkbox"/> Civil Service Exam <input type="checkbox"/> Registering for Work <input type="checkbox"/> Reemployment Services <input type="checkbox"/> Training Services <input type="checkbox"/> Employer Contact/Visit	<input type="checkbox"/> Online/Website <input type="checkbox"/> Phone <input type="checkbox"/> Email <input type="checkbox"/> Mail <input type="checkbox"/> In-Person <input type="checkbox"/> Virtual Meeting <input type="checkbox"/> Other (specify) _____	Name: Contact Person: Address: Address: Phone Number: Email: If you completed an online job search, provide the full URL: _____ _____ _____	<input type="checkbox"/> Dated Screenshot/Printout <input type="checkbox"/> Confirmation Email/Receipt <input type="checkbox"/> Certificate/Badge <input type="checkbox"/> Business Card/Letter <input type="checkbox"/> Appointment Letter/Notice <input type="checkbox"/> Test Results/Exam Badge <input type="checkbox"/> Other (specify) _____	

Date: _____		Claimant Name: _____		CID: _____	
Work Search Activity 2	Activity Category	Method of Contact	Employer, Agency, or Event Name & Contact Information	Proof Obtained	
	<input type="checkbox"/> Job Application/Referral <input type="checkbox"/> Online Job Search <input type="checkbox"/> Job Interview <input type="checkbox"/> Networking/Job Fair <input type="checkbox"/> Civil Service Exam <input type="checkbox"/> Registering for Work <input type="checkbox"/> Reemployment Services <input type="checkbox"/> Training Services <input type="checkbox"/> Employer Contact/Visit	<input type="checkbox"/> Online/Website <input type="checkbox"/> Phone <input type="checkbox"/> Email <input type="checkbox"/> Mail <input type="checkbox"/> In-Person <input type="checkbox"/> Virtual Meeting <input type="checkbox"/> Other (specify) _____	Name: Contact Person: Address: Address: Phone Number: Email: If you completed an online job search, provide the full URL: _____ _____ _____	<input type="checkbox"/> Dated Screenshot/Printout <input type="checkbox"/> Confirmation Email/Receipt <input type="checkbox"/> Certificate/Badge <input type="checkbox"/> Business Card/Letter <input type="checkbox"/> Appointment Letter/Notice <input type="checkbox"/> Test Results/Exam Badge <input type="checkbox"/> Other (specify) _____	

APPENDIX D- WORK SEARCH ACTIVITIES CHART

WorkForce West Virginia Work Search Activity & Acceptable Proof Guide

One of the requirements to remain eligible for benefits is to actively seek full-time work by completing four (4) work search activities each week and retaining dated proof of these activities for your benefit year plus six months. To make this process as easy as possible, WorkForce West Virginia (WFWV) provides two tools to help you stay organized and on track:

- **Work Search Activity Log:** Use this to chart your progress and record the details of your weekly searches.
- **The MACC:** For the easiest experience, use the state labor exchange system (MACC) at macc.workforcewv.org. Your activities are automatically recorded — meaning no extra paperwork or screenshots for you to manage.

Name of Activity	Acceptable Work Search Activity by Category You must complete four (4) work search activities each week	Acceptable Proof of Activity by Category You must provide proof of four (4) work search activities each week
Registering for Work	<ul style="list-style-type: none"> • Sign up with the MACC by going to: macc.workforcewv.org. • You may also sign up with placement firms, temporary work agencies, or educational institutions with job placement offices. 	<ul style="list-style-type: none"> • MACC: No Proof Required. • External Registration: Confirmation email or registration certificate from a placement firm, temporary work agency, or educational institution's job placement office.
Online Job Search	<ul style="list-style-type: none"> • Log on and search for jobs in the MACC by going to: macc.workforcewv.org. • You may also log on and search for jobs in other online job matching systems. 	<ul style="list-style-type: none"> • MACC: No Proof Required. When you click a job title to view the full job details, the system saves this search for you automatically. • External Searches: Screenshots or printouts showing the date of logging on and searching for jobs on external job matching systems.
Reemployment Services	<p>Use services in job centers (WFWV local offices) or complete similar online/self-service activities such as:</p> <ul style="list-style-type: none"> • Accessing labor market and career information, • Participating in Reemployment Services and Eligibility Assessment activities, • Participating in skills assessments for occupational matching, instructional workshops, or other specialized activities. 	<p>No Proof Required. When you access reemployment services in-person or via the MACC, the activity is recorded for you automatically.</p>
Job Applications and Referrals	<ul style="list-style-type: none"> • Complete job applications in the MACC by going to macc.workforcewv.org. • You may also complete job applications for employers that have, or are reasonably expected to have, job openings. • Follow-through on job referrals directed by WFWV staff. Note: You must apply for referred jobs within one (1) week of receiving the referral and accept employment if offered. 	<ul style="list-style-type: none"> • MACC: No Proof Required. • External Application: Copies of submitted job applications, confirmation emails from employers, or application submission receipts. • External Referrals: Documentation of referrals as directed by WFWV staff.
Employment and Training Services	<p>Apply for or participate in services provided by partner programs in job centers (WFWV local offices).</p>	<p>MACC: No Proof Required. When you apply for or participate in employment and training services in-person or via the MACC, the activity is recorded for you automatically.</p>
Networking Events	<p>Participate in work-related networking events such as job clubs, job fairs, industry association events, or networking groups.</p>	<p>Registration confirmations, event badges, or participation certificates from job fairs, industry association events, or networking groups.</p>
Employer Contacts	<p>Contact or visit employers that have, or are reasonably expected to have, job openings.</p>	<p>Work Search Activity Log with date of contact and employer details; business cards, emails, or letters acknowledging contact or visits.</p>
Civil Service Examinations	<p>Take civil service exams.</p>	<p>Examination registration confirmation, appointment letters, or exam completion certificates or test results.</p>
Job Interviews	<p>Attend in-person, phone, or virtual interviews.</p>	<p>Confirmation emails, interview appointment letters, correspondence confirming the interview, interview feedback forms, or notes from the interview.</p>

APPENDIX E – SAMPLE WORK SEARCH PLAN

You should take time each week to make a work search plan. Thinking about what work search actions you plan to do will help you stay on track with your work search efforts. Write down your plans below. For example, “I will submit a job application to ABC Company on Friday morning.” As you complete your work search actions, track your progress using the checkboxes below.

1	My first Work Search Action will be: _____ I will complete it on this date: _____ <input type="checkbox"/> Completed <input type="checkbox"/> Documented
2	My second Work Search Action will be: _____ I will complete it on this date: _____ <input type="checkbox"/> Completed <input type="checkbox"/> Documented
3	My third Work Search Action will be: _____ I will complete it on this date: _____ <input type="checkbox"/> Completed <input type="checkbox"/> Documented
4	My fourth Work Search Action will be: _____ I will complete it on this date: _____ <input type="checkbox"/> Completed <input type="checkbox"/> Documented